

# "High Frequency Ceramic Solutions"

## 898 MHz Directional Coupler

P/N 0898CP14A035

Detail Specification 02/19/2003

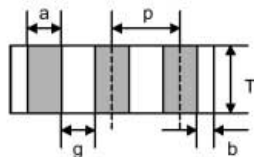
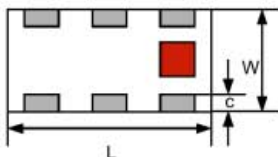
Page 1 of 2

Part Number	Frequency (MHz)	Insertion Loss	Return Loss	Coupling	Isolation
0898CP14A035_	880 - 915	0.28 dB max	15.6 dB min.	18 ± 1.0 dB	26.0 dB min.

Input Power	Impedance	Operating Temperature Range	Reel Qty
3 Watts max	50 Ω	-40 to +85°C	4000

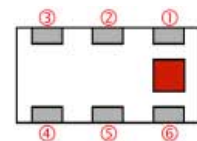
### Mechanical Dimensions

	L	W	T	a	b	c	g	p
Inches	0.063 ± .004	0.032 ± .004	0.024 ± .004	.008 ± .004	0.008 ± .004/-0.006	.006 ± .004	0.012 ± .004	0.020 ± .002
mm	1.6 ± 0.1	0.80 ± 0.1	0.60 ± 0.1	0.20 ± 0.1	0.20+0.1/-0.15	0.15 ± 0.1	0.30 ± 0.1	0.50 ± 0.05



### Terminal Configuration

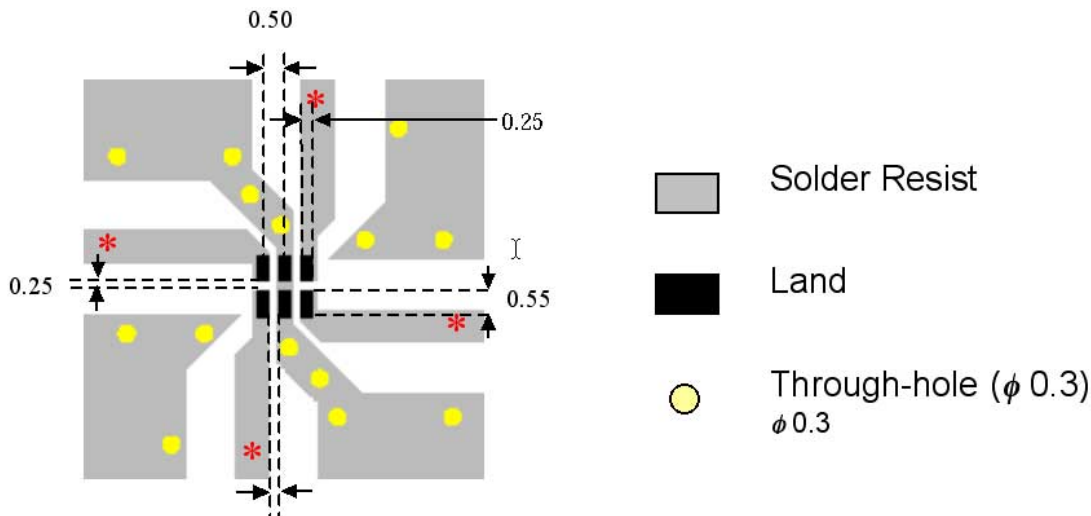
1	IN	4	Termination
2	GND	5	GND
3	Coupled Out	6	Main Out



### Mounting Considerations

Mount these devices with brown colored side facing up. \* Line width should be designed to provide 50Ω impedance matching characteristics.

Units: mm



Johanson Technology, Inc. reserves the right to make design changes without notice.  
All sales are subject to Johanson Technology, Inc. terms and conditions.

# “High Frequency Ceramic Solutions”

## 898 MHz Directional Coupler

Detail Specification 02/19/2003

P/N 0898CP14A035

Page 2 of 2

